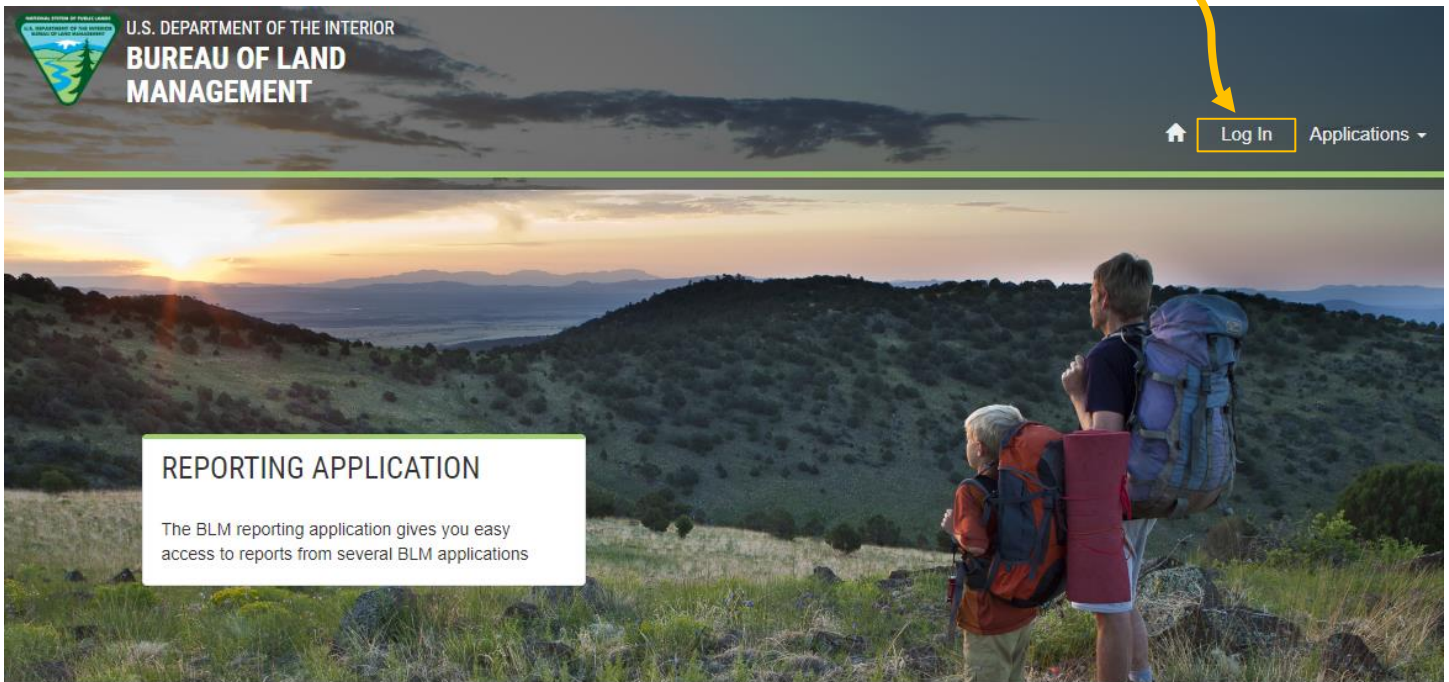




The [BLM Public Reporting Application](#) now has a Log In feature which provides access to new unredacted dashboards.



*The names and addresses of individuals were redacted from all reports, including SRPs, as a result of a recent privacy review. The redacted information only applies to individuals (personal accounts) and not companies (business accounts).*

*Specifically, the privacy review determined that all personal accounts regardless of case type are considered to contain Personally Identifiable Information (PII). In order to release this PII—specifically names and addresses which are collected of our applicants/interest holders—the BLM must meet two requirements:*

- 1. The BLM must establish and disclose a routine use for the information—which, in other words, is establishing that the public need and benefit outweighs the need for the protection of the privacy information and notifies that the PII may potentially be released.
  - a. This has been completed by disclosing the routine uses contained in BLM System of Records Notice (SORN) LLM32 in accordance with the Privacy Act. The [SORN LLM32](#) is for Lands & Minerals Authorization Tracking System and covers the data from both LR2000 and MLRS.
    - i. Most Public Room requests fall under routine use number “(2) to Federal, State, or local agencies or a member of the general public in response to a specific request for pertinent information”.***
- 2. To meet Privacy Act requirements, the BLM must be able to track who received the information, when, and for what purpose (in order to fulfill that the information was released in accordance with a ‘specific request for pertinent information’). This new Log In method will allow for the BLM to meet this requirement through a logging system.*



## Already registered in MLRS? You can use the same Login.gov account for the BLM Public Reporting Application.

*Login.gov is a secure sign-in service used to access agency websites or applications. This allows the public to use the same username (email) and password for multiple applications across multiple agencies. The BLM uses Login.gov for our MLRS application, and the Public Reporting application, and others.*

*Once you press the 'Log In' button on the Public Reporting Application page, the site will route you to Login.gov for sign in.*

*Don't have a Login.gov account yet? Setting one up is easy. Step-by-step instructions are provided at the end of this document.*



**BLM Public Report Application is using Login.gov to allow you to sign in to your account safely and securely.**

Email address

Password

Show password

First time using Login.gov?

If you've used Login.gov before for another federal agency application (such as the BLM's MLRS) you can sign in with your existing information.

If you've never created a Login.gov account before for another federal application, you can create one now.

[CLICK HERE](#) for the setup steps



Once you have logged in to the Public Reporting Application, two new dashboards for unredacted reports will appear.

You must run reports through these new dashboard options in order to obtain information that is normally redacted to users who are not signed in—namely, the names and addresses of interest holders who are individuals. Caution: There is no way to convert report results which were ran from the regular dashboards—be sure to log in to the Public Reporting Application first and select the new dashboards if you are needing individual information!

### NATIONAL APPLICATIONS

**Automated Fluid Minerals Support System**

Click here to view reports related to oil and gas information.

**Land & Mineral System**

Click here to view reports related to land and mineral use authorizations

**Mineral & Land Records System**

Click here to view Mineral & Land Records (MLRS)

Mining Claims, Oil & Gas, Geothermal Cases Reports

**Rangeland Administration System**

Click here to view reports related to rangeland administration

**Wild Horse and Burro Program System**

Click here to view reports related to the Wild Horse and Burro Program System

---

**Land & Mineral System (Unredacted)**

Click here to view reports related to land and mineral use authorizations

**Mineral & Land Records System (Unredacted)**

Click here to view Mineral & Land Records (MLRS)

Mining Claims, Oil & Gas, Geothermal Cases Reports

←

EXAMPLE OF UNREDACTED RESULTS FROM NEW DASHBOARDS (example is the customer section of an SRP)

CASE CUSTOMERS				COCO123456789
Name & Mailing Address		Interest Relationship	Percent Interest	
CLIVE CUSTOMER COLORADO STATE OFFICE	123 MY STREET PO BOX 151029	SOMEWHERE CO 80000-0123 LAKEWOOD CO 80215-7210	OPERATOR OFFICE OF RECORD	100.000000 0.000000



EXAMPLE OF REDACTED RESULTS FROM ORIGINAL DASHBOARDS (example is the customer section of an SRP)

CASE CUSTOMERS				COCO123456789
Name & Mailing Address		Interest Relationship	Percent Interest	
XXXXXXXXXX COLORADO STATE OFFICE	XXXXXXXXXX PO BOX 151029	XXXXXXXXXX XX XXXXX-XXXX LAKEWOOD CO 80215-7210	OPERATOR OFFICE OF RECORD	100.000000 0.000000



## How to set up a new Login.gov Account

After you hit 'Log In' from the Public Reporting Application you are routed to a Login.gov sign-in screen. This screen contains a button to 'Create an account'

First time using Login.gov?

Create an account

After pressing this button, you should be prompted to register, and see the following screen.

 LOGIN.GOV

 Government Agency Name Placeholder

## Create your account

Enter your email address

Select your email language preference

Login.gov allows you to receive your email communication in English, Spanish or French.

English (default)

Español

Français

I read and accept the Login.gov [Rules of Use](#)

Submit

[Cancel](#)

[Security Practices and Privacy Act Statement](#)

Complete these requirements to move on to the next steps for registration

## Check your email

We sent an email to **example@email.com** with a link to confirm your email address. Follow the link to continue creating your account.

Didn't receive an email? [Resend](#)

Or, [use a different email address](#)

You can close this window if you're done.

Next you will need to go to your email inbox to confirm your email address that was entered for Login.gov registration

The email body should look similar to this. Click the button or the provided link to confirm your email address. You will be redirected back to Login.gov to complete your registration.

## Confirm your email

Thanks for submitting your email address. Please click the link below or copy and paste the entire link into your browser. This link will expire in 24 hours.

**Confirm email address**

[https://idp.int.identitysandbox.gov/sign\\_up/email/confirm?\\_request\\_id=dd5ff6ae-29d7-41aa-936a-a76d1fd9da&confirmation\\_token=njajwsXsHMvz6w5bptmf](https://idp.int.identitysandbox.gov/sign_up/email/confirm?_request_id=dd5ff6ae-29d7-41aa-936a-a76d1fd9da&confirmation_token=njajwsXsHMvz6w5bptmf)

Please do not reply to this message. If you need help, visit [login.gov/help/](https://login.gov/help/)

[About Login.gov](#) | [Privacy policy](#)






Sent at 2023-05-31T16:18:58.100404Z

You will need to set up at least one authentication method to use Login.gov

This is often times a phone number where the system can text you or call you with a one-time use code each time you sign in to validate that it is you.

### Add another authentication method.

Add another layer of security by selecting a multi-factor authentication method. We recommend you select at least (2) two different options in case you lose one of your methods.

-  **Security key**  
A physical device, often shaped like a USB drive, that you plug in to your device.
-  **Government employee ID**  
PIV/CAC cards for government and military employees. Desktop only.
-  **Authentication application**  
Download or use an authentication app of your choice to generate secure codes.
-  **Text or voice message (1 added)**  
Receive a secure code by (SMS) text or phone call.
-  **Backup codes**  
A list of 10 codes you can print or save to your device. When you use the last code, we will generate a new list. Keep in mind backup codes are easy to lose.

## Example:



### Enter your one-time code

We sent a text (SMS) with a one-time code to (\*\*\*) \*\*\*-5555  
This code will expire in 10 minutes.

**One-time code**  
Example: 123456

**012345**



That's it! You are now registered, and will be redirected back to the BLM Public Reporting Application by pressing 'Agree and continue'. You also will have a Login.gov account for any other federal agency applications which use its services.



## Continue to BLM Public Report Application

We'll share your information with **BLM Public Report Application** to connect your account.

---

✔ Email address  
example@email.com

---

⚠ [Add a second authentication method.](#) You will have to delete your account and start over if you lose your only authentication method.

**Agree and continue**

[CLICK HERE](#)

to go back to what the Public Reporting Application will look like and how to access the new unredacted dashboards